


Ecoustic® Neilson Tile

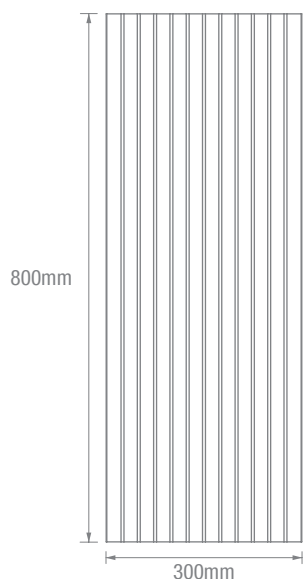
—
An elegant acoustic modular tile designed
by Tzannes Architects



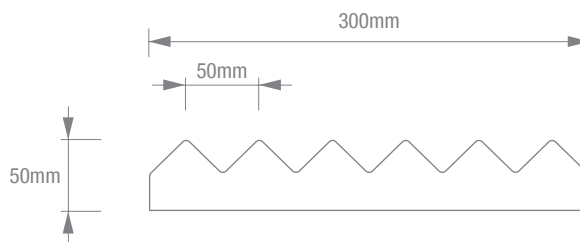
INSTYLE

Ecoustic® Neilson Tile by Tzannes Architects

Front View



Side View

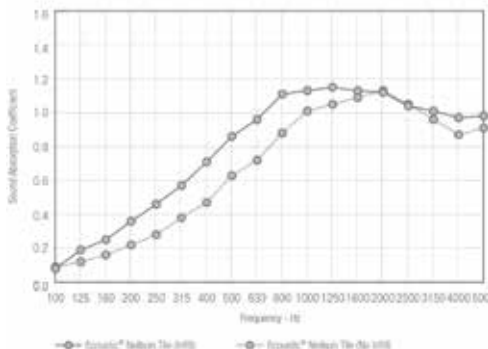


PRODUCT Ecoustic® Neilson Tile

DESCRIPTION Ecoustic® Neilson is an elegant acoustic modular tile designed by Tzannes Architects

DIMENSIONS 300mm (w) x 800mm (h) x 50mm (d)

ACOUSTIC NRC 0.75 / α_w 0.55 MH
NRC 0.9 / α_w 0.7 MH (with Ecoustic® Infill)



FIRE TEST AS/NZS 1530.3

Ignitability	9
Spread of Flame	0
Heat Evolved	3
Smoke Developed	6

GB8624-2012 Grade B1

APPLICATION wall tiles

ORIGIN Designed and made in Australia

Please contact your representative for CAD drawings

BENEFITS

Lightweight, Easy to Handle + Install: Position the 4-way clips using the template provided, then simply press the tile into place. The design can be easily extended at a later stage.

Designed for the Environment

- Based on low energy manufacturing
- 100% polyester (up to 23% PC + PI recycled content)
- Designed for disassembly + recyclable
- Low-VOC, EPD + Greentag Level A Certified

Warranty: A 12 month warranty is provided against manufacturing defects. Internal installation only, outdoor use will void any warranty.

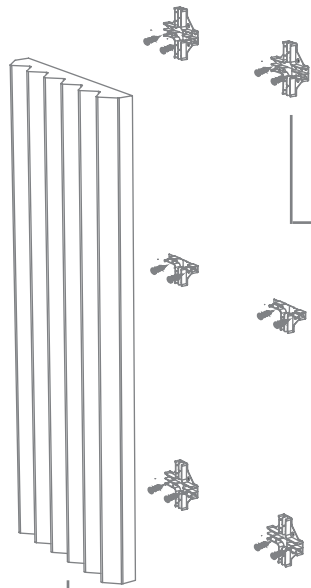
Building Rating Systems: Neilson Tile will contribute the following points for Green Star, LEED + WELL building standards.

Criteria	Green Star	LEED	WELL
Recycled Content	✓	✓	NA
Low VOC	✓	✓	✓
Recycling Program	✓	✓	NA
EPD	✓	✓	NA
Third Party Greentag Level A Certification	✓	✓	✓
Toxic Material Reduction	NA	NA	✓

HOW TO SPECIFY

DESIGN	Ecoustic® Neilson Tile
COLOUR	Select from Ecoustic® Felt colours
ECOUSTIC® INFILL	Optional extra - order separately

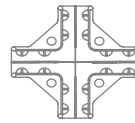
Tile Components



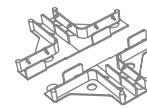
Ecoustic® Neilson Tile
 100% polyester (up to 23% recycled content)
 8 tiles per box in a single colour

Screws
 Flat-head c/sunk 25mm 10g
 [2 per 4-way clip]
 Not supplied

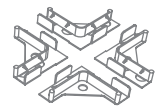
4 way clip
 Clear ABS
 12 + 1 spare 4-way clips are supplied with each box
 Single clip template is included in each box



Complete
 Use a complete clip
 for each junction of
 4 tiles



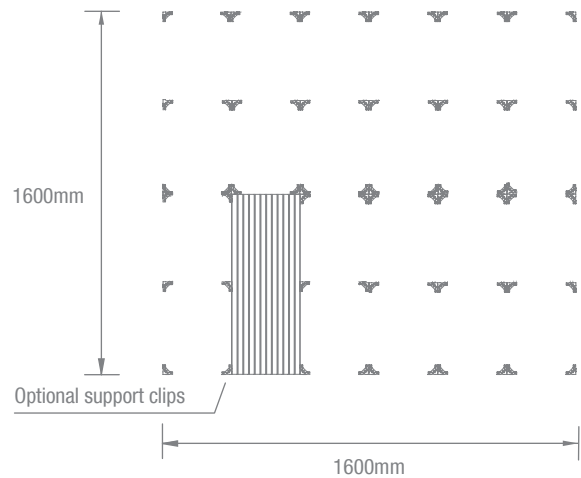
Half
 Break a clip in half
 for each straight
 edge 2 tile joins



Quarter
 Break clip into
 quarters for each
 single tile corner



Example 1600mm x 1600mm Clip Layout



Product may vary in colour due to the nature of the media
 Please refer to website for current colour range
 Variation in fibre mix and colour is an inherent feature of this product and variation from batch to batch may occur