



Medium Booth

Your quiet space for undisturbed phone calls and deep work.



Tech Specs

Bureau Booth - Medium

Capacity	1-2 Person
Internal Dimensions (mm)	1340w x 1250d x 2140h
External Dimensions (mm)	1500w x 1286d x 2300h
Glass Panels	Double laminated (6mm + 1mm + 4mm)
Door	855mm wide glass door with handle, door type: swing
Furniture Options	x2 upholstered stools & diagonal laminated or timber veneer table; x1 wall-mounted desk & task chair;
GPO USB Data	Wall-mounted: x2 GPO, x1 USB C and x1 USB
Lighting	1 x 6W LED – 3000k, CRI95+
Ventilation & Airflow	Variable speed fan with integrated acoustic cover
Lighting & Ventilation Operation	Motion sensor with variable speed fan control
Power Usage	15.6 watts
Weight	387kg
Acoustic Treatment	27mm bevel edge acoustic panels (dark grey). Acoustically treated exhaust port and acoustic cover to fan ports



Medium Booth / Furniture Options

OPTION 1: TWO PERSON CONFIGURATION



REGULAR TABLE

It is designed to provide space for a laptop, whilst working or taking part in a call. **Table size:** 1340x 400x 30 mm (height, width, depth). **Material:** White laminate top with white electrostatically coated base and legs.



SEATS

Composition: 100% Polyester; Colour: Back rest Dark Grey 'Col. OL-40' and Seat Light Grey Col. OL-21'. **Manufacturer:** OTE Fabrics; Weight: 480g/m; Wight:145cm; Durability: 40,000 Martindale; Lightfastness: 4-5; Pilling Resistance: 4-5 (ISO 12945).

OPTION 2: SINGLE PERSON CONFIGURATION



DESK

It is designed to provide space for a laptop, whilst working or taking part in a call. **Table size:** 430x 1210x 500 mm (height, width, depth). **Material:** White laminate top with white electrostatically coated base and legs.



CHAIR

Composition: 100% Polyester; Colour: Back rest Light Grey 'Col. OL-21' and Seat Green Col. OL-21'. **Manufacturer:** OTE Fabrics; Weight: 480g/m; Wight:145cm; Durability: 40,000 Martindale; Lightfastness: 4-5; Pilling Resistance: 4-5 (ISO 12945).

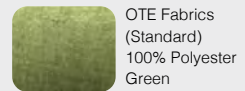
Colors

EXTERIOR

STANDARD



INTERIOR



CARPET

SEAT

CHAIR

Features



QUICK ASSEMBLY




PLUG-&-PLAY TECHNOLOGY



DOUBLE LAMINATED GLASS (6+1+4)MM




POWDER COATED GLASS EDGE



INTEGRATED VENTILATION



OPTIONAL MOVING KIT




ALUMINIUM LEVER DOOR HANDLE



ALUMINIUM FRAMED DOOR




INTERNAL SWITCHES & SENSORS



HYDRAULIC DOOR CLOSERS

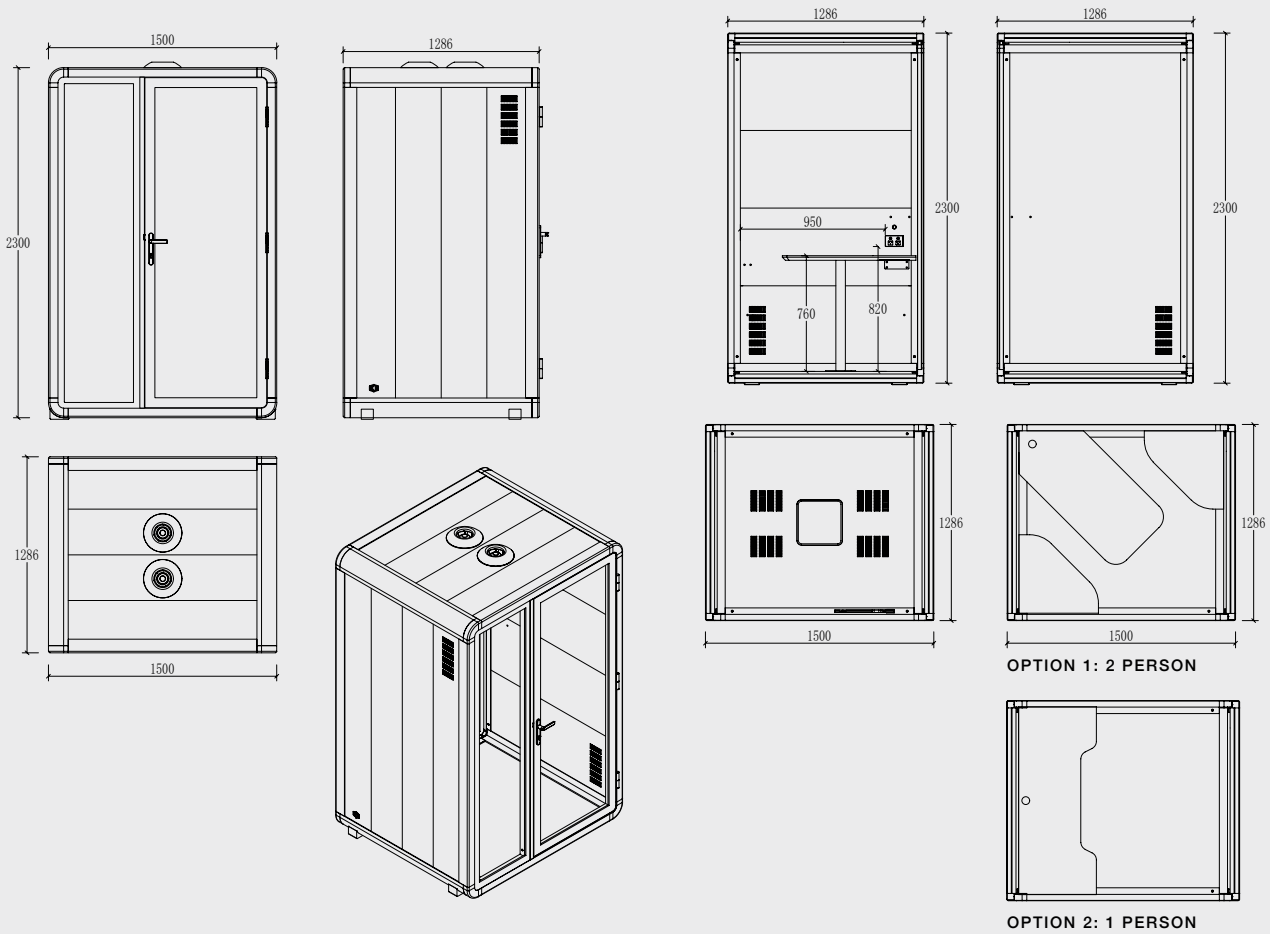


ABILITY TO PORT FIRE SERVICES



ELECTROSTATICALLY COATED HINGES

Medium Booth / Dimensions




Power

- INTERNAL** Integrated within wall below desk: x2 GPO, x1 USB C and x1 USB; Manual switches for adjustable lighting and fan speed
- EXTERNAL** Allow 3m cable from back left corner
- SOFT WIRING** Standard AU power double GPO; Voltage:110-220V/50Hz and 12V-USB power supply system

Ventilation

- VENTILATION FAN** x2 Variable speed fan with acoustic cover; Diameter: 200mm, Silent and Built-in Ventilation System

Acoustics

- SOUND REDUCTION** > 32 dB (Speech level reduction according to ISO 23351-1 testing method) 

Download

**3D MODELS AND
RENDERS**

**INSTRUCTION
MANUAL**

BROCHURE

Certifications

Accessible options; PET Fire Tested; ISO: 9001-2015 Quality Certified; ISO: 14001-2015 Environmental Certified; FSC Certified; AS/NZS 2208: 1996 Certified Glass; UL and CE Certified; Class B Certified Panels; Fire Growth Rate Index 153.2; ASTM E84-19A Tested; Flame Spread Index 15; Smoke Development Index 185

